

ANNUAL REPORT



Customizing Learning,
Nurturing Potential...
Delivering Excellence

Superintendent's Message

The Upper St. Clair School District continued our commitment to Customizing Learning, Nurturing Potential, and Delivering Excellence for our students, families, and community in 2013. This Annual Report to the community highlights our students' academic results as well as other important achievements from the year.

We are very proud of our students and staff, who continue to produce some of the highest test scores in the state on assessments such as SAT, ACT, PSSA, Keystone Exams, and National Merit Qualifying Tests. State level reporting of student achievement is shown on pages 4-5 of this report. In addition, the PA Department of Education website now hosts a comprehensive report on student academic progress.

Our District continued to expand our safety and security measures throughout all schools this year. Upgrades were made to visitor management, emergency communications, drills and preparation exercises, personnel training, and staffing. We count on the entire school community to assist with the safety of our students.

New to the Annual Report this year is a listing on page 2 of outreach initiatives that our students, staff, and parents provided for others. Our community can be proud of the many hours of USC volunteer time and the amount of financial support that has been dedicated to helping those in need.

As we prepare students for the future, technology integration becomes increasingly important. Attached to this report is information about our 2014 Celebrate Our Schools Gala. Every dollar donated through this fund-raising event will go toward the purchase of technology for our students. I hope that you will consider participating in this event. The 2012-13 Gala raised \$83,000.

Finally, I want the community to know that its support of and commitment to our students' futures is deeply appreciated. This report illustrates many of the outcomes from USC's continued focus on preparing our students for highly competitive careers and the responsibility of citizenship in our great country.

—Patrick T. O'Toole, Ed.D.
Superintendent



Special Awards Received by School District in 2013

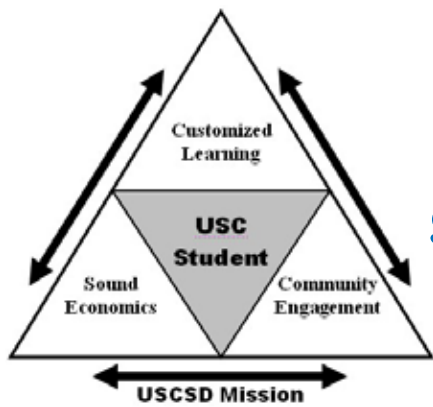


Principal Mr. Joe DeMar shows off the "National Blue Ribbon School 2013" plaque presented to Fort Couch by the U.S. Department of Education.

1. According to the *Pittsburgh Business Times' 2013 Guide to Western Pennsylvania Schools*, for the eighth consecutive year, Upper St. Clair School District ranked the highest performing school district in the Commonwealth of Pennsylvania, based on the Pennsylvania System of Student Assessments. Seventh, eighth, and eleventh grade students were top scorers in the state. For the ninth straight year, Upper St. Clair High School was named the highest-scoring high school in the state based on three years of PSSA scores by juniors. For six straight years, Fort Couch earned the highest scoring eighth graders, and in the four years seventh graders have been ranked in the Guide, Fort Couch has landed the number one position three times.
2. Fort Couch won its fourth National Blue Ribbon Award. Supervisor of Middle Level Education, Mr. John Rozzo, and Fort Couch Principal, Mr. Joe DeMar, traveled to Washington D.C. to accept the National Blue Ribbon Award on behalf of the staff, students, and parents of Fort Couch.
3. The Pennsylvania Department of Education released a list of average SAT scores for 2012, and Upper St. Clair High School students earned the highest scores in the Pittsburgh region. The 343 students tested received an average verbal score of 568, average math score of 583, and average writing score of 576.
4. In recognition for the Student Leadership Academy, the School District was designated a first place winner of the 19th Annual Magna Award sponsored by the National School Boards Association's (NSBA) American School Board Journal.
5. High School Principal, Dr. Michael Ghilani, was named 2013 Pennsylvania Principal of the Year by the Pennsylvania Association of Elementary and Secondary School Principals (PAESSP).
6. *Newsweek* and *The Daily Beast* designated Upper St. Clair High School as "One of America's Best High Schools."
7. An "Award of Excellence" and an "Award of Honor" from the "2012 Excellence in Education Communications Contest" were presented to the School District's **eBLAST** electronic newsletter and school website, respectively, by the Pennsylvania School Public Relations Association.
8. Eisenhower Elementary was one of eight schools in Pennsylvania at the 2013 Pennsylvania Safe Schools Conference to receive special recognition and additional funding for demonstrating quality implementation of evidenced-based bullying prevention strategies.
9. All Upper St. Clair schools received Annual Yearly Progress (AYP) for 2012 from the Pennsylvania Department of Education.
10. USCHS Debate Sponsor and social studies teacher, Mr. Benjamin Edwards, earned the distinction as a second diamond coach in the National Forensics League.
11. USCHS mathematics teacher, Mr. Michael Funfar, was recognized as one of the 40 Most Influential Teachers Under 40 in America by Veritas Prep, one of the nation's largest SAT prep providers.

Student and Staff Outreach and Charitable Projects

- "Hugs for Healing Hearts" Memorial Service at St. Clair Hospital
- "Operation Safety Net," a charitable organization affiliated with Mercy Health Systems
- Cash donations to the Upper St. Clair Police Department to distribute to families in need throughout our community
- Fort Couch Junior Partners
- Multiple Sclerosis Bikeathon
- Hearts for Haiti
- Sponsoring a child in Haiti
- Sponsoring a Haiti classroom through The Education Partnership
- Annual drive for the La Croix Mission School in Haiti
- Grady All Stars
- Autism Awareness
- Coat drive for the South Hills Interfaith Ministries (SHIM)
- Food drives for SHIM
- "Operation Treats for Troops"
- Placemats for Friendship Village
- Washington Mission for needy children
- Food drives for St. Joseph's Church in Coraopolis and Washington County Outreach
- Hot chocolate mix for victims of Hurricane Sandy
- American Red Cross for the victims of Hurricane Sandy
- Collection of new hats, mittens, and gloves for children at Kelly Elementary in Wilkinsburg
- Backpacks of comfort and practical items to the Army Reserve Youth School Services
- Decorating holiday cards to be sent to Walter Reed Memorial Hospital
- Upper St. Clair Veterans Memorial Park
- "Operation Military Kids" partnerships among the Army Child, Youth, and Social Services, the National 4-H Headquarters/USDA, and Penn State University in distribution of "Hero Packs"
- Valentine Grams for the Muscular Dystrophy Association (MDA)
- Beijing, Chinese Exchange Program
- Ninth annual Children-for-Children Silent Auction
- "Casual Day for Care Packages" for overseas troops
- "Birdies for a Cause" Golf Charity Project
- Greater Pittsburgh Community Food Bank



Goals of the USC Board of School Directors



Customizing Learning and Nurturing Potential

- Continue to customize instruction by leveraging technology, specifically the expansion of one-to-one initiatives — including BYOD refinement — while exploring cost-sharing policies for technology purchases.
- Enhance the use of student achievement and performance data in order to maximize student learning.
- Expand student opportunities through curriculum and instructional programs that address creativity and innovation, including Science, Technology, Engineering, Arts and Mathematics (STEAM).
- Develop the District Strategic Plan for 2014 to 2020.

Delivering Excellence

- Continue to align instructional leadership practices at all buildings to customize and maximize student learning and achievement District-wide.
- Energize the Total Leaders staff development initiative, with an emphasis on developing new and future curriculum, building, and District leaders, as well as succession planning.
- Continue the revision of the District policy manual.

Facilities and Finance

- Continue community engagement and public education advocacy efforts to address the impact of state/federal laws and directives, such as significant increases to the District's pension (PSERS) costs, decreased funding, and increased mandates.
- Continue to Customize Learning, Nurture Potential, and Deliver Excellence in all that we do while addressing the projected budget shortfall.
- Utilize and expand our Advancement function to supplement traditional funding of school programs.
- Examine District facility needs to compile a five-year capital investment plan that addresses the means of funding the capital projects or major purchases such as school buses.
- Continue to explore the school placement of students from families living in new housing developments in order to equalize enrollment among the three elementary schools.

Safety and Security

- Continue the implementation of safety/security enhancements and emergency preparedness.



The Upper St. Clair School District does not discriminate on the basis of race, color, national origin, age, sex, disability or any other legally protected classification in the employment or in the administration of any of its educational programs and activities. Announcement of this policy is in accordance with state and federal laws including Title IV of the Civil Rights Act of 1964, Title IX of the Educational Amendments of 1972, Sections 503 and 504 of the Rehabilitation Act of 1973, the Age Discrimination Act of 1975, the Americans with Disabilities Act of 1990, and the Pennsylvania Human Relations Act.

READING		Grade	Overall		Female		Male		White	
			Number of Students*	% At/Above Proficient	Number of Students*	% At/Above Proficient	Number of Students*	% At/Above Proficient	Number of Students*	% At/Above Proficient
	District	3	261	93.1%	116	96.6%	145	90.3%	226	92.5%
	State			73.1%		76.9%		69.6%		80.8%
	District	4	356	87.9%	182	90.1%	174	85.6%	316	87.0%
	State			66.5%		71.2%		61.9%		74.1%
	District	5	309	85.8%	161	90.1%	148	81.1%	264	86.4%
	State			60.8%		65.2%		56.6%		68.9%
	District	6	334	89.8%	166	94.0%	168	85.7%	292	89.4%
	State			65.0%		70.8%		59.4%		72.1%
	District	7	310	91.6%	156	93.6%	154	89.6%	268	91.4%
	State			70.1%		75.4%		65.3%		77.3%
	District	8	344	94.8%	153	96.7%	191	93.2%	299	94.3%
	State			77.2%		82.7%		72.2%		83.1%

MATHEMATICS		Grade	Overall		Female		Male		White	
			Number of Students*	% At/Above Proficient	Number of Students*	% At/Above Proficient	Number of Students*	% At/Above Proficient	Number of Students*	% At/Above Proficient
	District	3	261	95.8%	116	95.7%	145	95.9%	226	95.1%
	State			76.7%		77.1%		76.4%		84.1%
	District	4	357	91.6%	182	87.4%	175	96.0%	317	91.5%
	State			77.1%		77.1%		77.1%		84.4%
	District	5	310	80.6%	162	82.1%	148	79.1%	265	80.4%
	State			69.0%		69.4%		68.7%		77.0%
	District	6	334	92.2%	166	92.2%	168	92.3%	292	91.8%
	State			73.3%		74.9%		71.9%		80.5%
	District	7	310	94.2%	157	94.9%	153	93.5%	268	94.0%
	State			76.2%		78.2%		74.4%		82.8%
	District	8	344	93.6%	153	93.5%	191	93.7%	299	93.0%
	State			73.6%		75.6%		71.8%		80.2%

SCIENCE		Grade	Overall		Female		Male		White	
			Number of Students*	% At/Above Proficient	Number of Students*	% At/Above Proficient	Number of Students*	% At/Above Proficient	Number of Students*	% At/Above Proficient
	District	4	358	92.7%	182	91.2%	176	94.3%	317	92.4%
	State			78.2%		79.4%		77.1%		87.0%
	District	8	344	86.3%	152	84.2%	192	88.0%	297	85.9%
	State			60.0%		58.6%		61.3%		69.5%

WRITING		Grade	Overall		Female		Male		White	
			Number of Students*	% At/Above Proficient	Number of Students*	% At/Above Proficient	Number of Students*	% At/Above Proficient	Number of Students*	% At/Above Proficient
	District	5	304	87.5%	158	95.6%	146	78.8%	259	87.6%
	State			63.3%		72.4%		54.6%		69.8%
	District	8	336	92.3%	152	94.7%	184	90.2%	291	91.4%
	State			72.6%		80.8%		64.8%		78.4%

* Summary scores do not include students who were home-schooled, excluded from score aggregation at school or district levels, enrolled in the school or school district after October 1, or students who did not attempt the exam. IEP (Individualized Education Program) students are enrolled in special education programs. Econ. Disadvantaged are students from families with an income level that meets eligibility requirements for free or reduced lunches.

Asian		Econ. Disadvantaged		IEP	
Number of Students*	% At/Above Proficient	Number of Students*	% At/Above Proficient	Number of Students*	% At/Above Proficient
27	96.3%	23	82.6%	43	67.4%
	83.0%		58.5%		41.1%
33	97.0%	18	61.1%	52	42.3%
	80.5%		49.9%		34.6%
34	88.2%	26	69.2%	37	56.8%
	74.7%		43.3%		25.8%
32	96.9%	18	88.9%	42	64.3%
	78.9%		48.5%		26.6%
33	97.0%	20	75.0%	51	62.7%
	82.4%		53.8%		30.6%
35	97.1%	21	85.7%	46	67.4%
	86.9%		63.2%		38.1%

Asian		Econ. Disadvantaged		IEP	
Number of Students*	% At/Above Proficient	Number of Students*	% At/Above Proficient	Number of Students*	% At/Above Proficient
27	100.0%	23	91.3%	43	81.4%
	88.5%		63.1%		48.5%
33	97.0%	18	72.2%	52	59.6%
	88.8%		63.3%		48.3%
34	91.2%	26	65.4%	37	48.6%
	85.0%		53.2%		36.0%
32	100.0%	18	94.4%	42	59.5%
	88.0%		58.5%		36.6%
33	97.0%	20	75.0%	51	70.6%
	90.4%		61.9%		37.5%
35	97.1%	21	85.7%	46	69.6%
	88.8%		58.5%		34.3%

Asian		Econ. Disadvantaged		IEP	
Number of Students*	% At/Above Proficient	Number of Students*	% At/Above Proficient	Number of Students*	% At/Above Proficient
33	100.0%	18	77.8%	52	63.5%
	85.3%		63.8%		53.3%
36	88.9%	21	71.4%	46	52.2%
	72.4%		39.8%		25.4%

Asian		Econ. Disadvantaged		IEP	
Number of Students*	% At/Above Proficient	Number of Students*	% At/Above Proficient	Number of Students*	% At/Above Proficient
34	88.2%	25	84.0%	34	67.6%
	78.2%		47.2%		27.4%
35	97.1%	21	90.5%	40	72.5%
	85.0%		58.0%		37.3%

New in 2013: School Performance Profile

The Pennsylvania Department of Education (PDE) recently released the Pennsylvania School Performance Profile (SPP). Posted at the PDE public website (<http://www.paschoolperformance.org>), SPP provides an academic performance score for public, private, charter, and cyber schools in the state. This performance score is designed with several purposes in mind:

- To inform the public of school performance;
- To provide a building level score for educators as part of their evaluation system;
- To allow the public to compare schools across the state; and
- To give schools a methodology to analyze their strengths and needs.

While public schools across the state have previously earned designations under the U.S. Department of Education Elementary and Secondary Education Act of 2001 “No Child Left Behind” legislation (e.g. Adequate Yearly Progress), schools will now receive an academic performance score based upon many data points. Test scores, progress in closing achievement gaps, and degree of student growth over time are factored into the scoring. Other identifiers of high achieving schools are also considered and factor into the calculation. These include graduation, promotion, and attendance rates, as well as evidence of offering rigorous courses.

Listed below is the School Performance Profile score for each school and the web address where you can review school performance data:

Upper St. Clair High School **(94)**
<http://paschoolperformance.org/Profile/4452>

Fort Couch Middle School **(97)**
<http://paschoolperformance.org/Profile/4450>

Boyce Middle School **(95)**
<http://paschoolperformance.org/Profile/4448>

Baker Elementary **(82)**
<http://paschoolperformance.org/Profile/4447>

Eisenhower Elementary **(98)**
<http://paschoolperformance.org/Profile/4449>

Streams Elementary **(81)**
<http://paschoolperformance.org/Profile/4451>



2012-2013 Terra Nova District Median National Percentile

Grade	Reading	Vocabulary	Reading Composite	Language Mechanics	Mathematics	Mathematics Computation	Mathematics Composite	Total Score
First	75	76	81		70	70	70	80
Second	77	72	78	81	75	75	76	77

The Median National Percentile for the nation is 50.

The Median National Percentile means that half of the percentile scores were above the median and the other half were below the median.

SAT Mean Score Results 2013

SAT Test	SAT District Average Score	SAT State Comparison	SAT National Comparison
Critical Reading	568	494	496
Mathematics	583	504	514
Writing	576	482	488

ACT Mean Score Results 2013

Upper St. Clair	26.1
Pennsylvania	22.7
USA	20.9

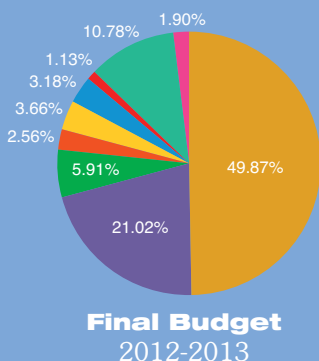


2013 Business, Finance & Operations

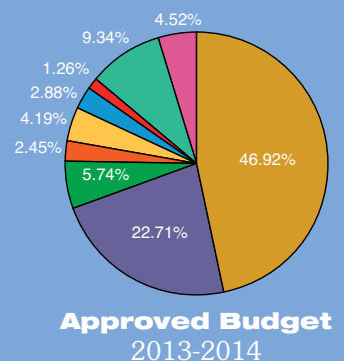
Below are some highlights of the District's financial operations for 2013:

- No property tax increase was assessed in the 2013-14 school year;
- Countywide property tax reassessment resulted in a millage adjustment of 16.7%, changing the millage rate from 25.718 to 21.413 mills;
- There was a significant reduction of \$462,750 in federal revenue;
- State-mandated pension employer payments were increased by a net \$700,000;
- Contract negotiations with two unions (transportation and support staff) were finalized;
- Refinancing opportunity resulted in \$975,000 to be used to repair/replace the District's facilities including the stadium track; and
- Continued investment in student technology was supplemented by private funding.

Budget Analysis



Final 2012-13		Approved 2013-14
\$63,138,363	Revenue	\$64,481,556
\$30,800,597	Salaries	\$30,960,167
\$12,985,048	Benefits	\$14,983,319
\$3,649,696	Contracted Services	\$3,784,279
\$1,584,305	Purchased Services	\$1,616,155
\$2,260,605	Other Purchased Services	\$2,766,611
\$1,961,215	Books and Supplies	\$1,899,025
\$697,084	Equipment	\$829,053
\$6,657,851	Miscellaneous Expenses	\$6,160,174
\$1,170,980	Other Expenses	\$2,984,439
\$61,767,382	Total Expenses	\$65,983,222



Colleges attended by 2013 Upper St. Clair Graduates

Institution	Number Attending
The University of Akron	1
The University of Alabama	2
Allegheny College	6
American University	1
Amherst College	2
Arizona State University	1
Barnard College	1
Belmont University	1
Boston College	1
Boston University	1
Bowling Green State University	1
University of Bradford	1
Brigham Young University	2
University of British Columbia	1
Bucknell University	1
University of California at Los Angeles	3
California University of Pennsylvania	2
Carnegie Mellon University	6
Case Western Reserve University	1
Clarion University of Pennsylvania	2
Clemson University	1
University of Colorado at Boulder	1
Columbia College Chicago	1
Community College of Allegheny County	15
Cornell University	1
Dartmouth College	1
University of Dayton	4
University of Delaware	4
Denison University	1
DePaul University	2
Dickinson College	1
Drexel University	3
Duquesne University	13
Eastern Illinois University	1
Edinboro University of Pennsylvania	1

Institution	Number Attending
Elon University	1
Emerson College	1
Fashion Institute of Technology	1
Franciscan University of Steubenville	1
Gannon University	1
Geneva College	1
The George Washington University	2
Georgia Institute of Technology	1
Gettysburg College	3
Grove City College	5
University of Houston	1
University of Illinois at Urbana-Champaign	1
Indiana University at Bloomington	1
Indiana University of Pennsylvania	6
John Carroll University	5
Johns Hopkins University	2
Juniata College	1
Kent State University	1
Louisiana State University	1
University of Louisville	1
Loyola University Maryland	1
Lynn University	1
Mercyhurst University	1
Messiah College	1
Miami University, Oxford	9
University of Miami	2
Michigan State University	2
University of Michigan	4
Millersville University of Pennsylvania	1
Monroe Community College	1
University of North Carolina at Charlotte	1
Northwestern University	1
University of Notre Dame	3
The Ohio State University	6

Institution	Number Attending
Ohio University	3
Pennsylvania State University, World Campus	2
Pennsylvania State University, Altoona	2
Pennsylvania State University, Erie: The Behrend College	5
Pennsylvania State University, New Kensington	1
Pennsylvania State University, University Park	28
University of Pennsylvania	1
University of Pittsburgh at Bradford	1
University of Pittsburgh at Johnstown	1
Pittsburgh Technical Institute	1
University of Pittsburgh	35
Point Park University	3
Purdue University	1
Rensselaer Polytechnic Institute	1
University of Richmond	1
Robert Morris University	7
Rochester Institute of Technology	4
University of Rochester	1
Saint Francis University	1
Saint Mary's College	2
Saint Vincent College	5
Slippery Rock University of Pennsylvania	11
Smith College	1
University of South Carolina, Beaufort	1
University of South Carolina	4
Syracuse University	2
The University of Tampa	1
Temple University	1
Texas State University, San Marcos	1
Thiel College	1
Towson University	1
Transylvania University	1
Vassar College	1
University of Vermont	1
Villanova University	2
Virginia Polytechnic Institute and State University	5
University of Virginia	1
Wake Forest University	1
Washington and Jefferson College	7
Washington University in St. Louis	1
Waynesburg University	1
West Virginia University	7
Wheaton College IL	1
College of William and Mary	1
Wittenberg University	1
The College of Wooster	1
Xavier University	3



Get Connected with the District...

All Township residents are encouraged to connect with the District to receive the electronic monthly newsletter, **eBLAST**.

It is easy to do!!! Register for the District's **eAlerts** to receive notification of the monthly release of the **eBLAST** by going to www.uscsd.k12.pa.us. Under the "Quick Links" section on the right side of the home page, click and follow the directions to subscribe.

Do it now and get connected with the District!

Upper St. Clair SCHOOL DISTRICT ANNUAL REPORT

1820 McLaughlin Run Road
Upper St. Clair, PA 15241

NONPROFIT
Presorted Standard
U.S. Postage
PAID
Pittsburgh PA
Permit No. 397

ECRWSS* CARRIER ROUTE
POSTAL CUSTOMER
Upper St. Clair, PA 15241

Upper St. Clair School District Board of School Directors

Mr. Louis P. Mafrice, Jr., President
Mr. Frank J. Kerber, Vice-President
Mrs. Amy L. Billerbeck
Mrs. Barbara L. Bolas
Mrs. Buffy Z. Hasco
Mr. Harry F. Kunselman
Mr. Louis M. Oliverio
Mrs. Angela B. Petersen
Mrs. Rebecca A. Stern

Administrative Staff

Dr. Patrick T. O'Toole, Superintendent of Schools
Dr. Sharon Suritsky, Assistant Superintendent of Schools
Dr. Judith Bulazo, Director of Curriculum & Professional Development
Ms. Frosina Cordisco, Director of Business & Finance
Mr. Raymond Berrott, Director of Technology
Ms. Sheila Gorgonio, Director of Advancement
Ms. Eloise Stoehr, Supervisor of Pupil Personnel Services
Ms. Melissa Garvin, Supervisor of Special Education
Mr. John Rozzo, Supervisor of Middle Level Education (Grades 5-8)
Mr. Patrick McClintock-Comeaux, Baker Elementary School Principal
Mr. Mark Miller, Eisenhower Elementary School Principal
Dr. Claire Miller, Streams Elementary School Principal
Ms. Amy Pfender, Boyce Middle School Principal
Mr. Joseph DeMar, Fort Couch Middle School Principal
Ms. Erin Peterson, Middle School Assistant Principal (Grades 5-8)
Dr. Michael Ghilani, High School Principal
Mr. Louis Angelo, High School Associate Principal
Ms. Christine Mussomeli, High School Assistant Principal
Mr. Daniel Beck, High School Assistant Principal

Contact Us
(412) 833-1600
www.uscsd.k12.pa.us

"Celebrate Our Schools" Gala Generates "Fun and Funds" for District!



Co-Sponsored by the Community Foundation of Upper St. Clair, the Third Annual Celebrate Our Schools Gala will be held on Saturday, February 22, at the Valley Brook Country Club. All proceeds will benefit technology in the classroom. Please pull-out the enclosed insert and order your tickets or make a tax-deductible contribution to the Upper St. Clair School District. Thank you for your generosity!

2012-2013 Quick Facts

Graduation Rate	100%		
Continuing Post Secondary Education	90% Four-year College 6% Two-year Jr. College, Business/Technical 4% Armed Services/Other		
Total Student Population	1,382 Elementary	745 Boys	637 Girls
	1,348 Middle School	663 Boys	685 Girls
	1,383 High School	747 Boys	636 Girls
Professional Teaching Staff	247 Full Time / 6 Part Time		
Percentage of Professional Staff with Advanced Degrees	72%		
Paraprofessional Staff	65 Full Time / 5 Part Time		
National Merit Finalists	14		
National Merit Semi-Finalists	14		
National Merit Commended	15		
School District Tax Rate	25.718 mills		
District per Pupil Expenditures (Excluding Debt Service and Financing Activities)	\$13,178		

CELEBRATE OUR SCHOOLS *Gala*



2013-14 Gala Committee

Leanne Adamo
James Bennett
Frosina Cordisco
Stacie de la Parra
Beth Ellis
Melissa Epler
Beth Erlanger
Liz Hall
Buffy Hasco
Sheila Lloyd
Angela Petersen
Kathryn Teresi
Diane Vater

SPEND AN EVENING WITH US...

enjoying an array of
gourmet food stations,
silent and live auctions and
entertainment featuring
Scott Argiro '87

Saturday, February 22, 2014

Valley Brook Country Club

7:00 p.m. – 11:00 p.m.

FOR MORE INFORMATION:

Sheila K. Gorgonio
Director of Advancement
Upper St. Clair School District
412-833-1600 ext. 2826
sgorgonio@uscscd.k12.pa.us

Through the generosity of the
Community Foundation of Upper St. Clair
EVERY dollar donated for the
2014 Celebrate Our Schools Gala
will go directly toward
student classroom technology in the
Upper St. Clair School District.

For more details, visit www.cfusc.org



Hosted by
The Community Foundation of Upper St. Clair
in partnership with
The Upper St. Clair School District



2014 GALA TICKET ORDER FORM

Benefiting Student Technology

**February 22, 2014 • 7:00 pm • Valley Brook Country Club
Cocktail Attire**

GALA TICKETS - \$100 PER PERSON

CONTACT INFORMATION:

Contact Name: _____ Email: _____

Address: _____ Telephone: _____

TICKETS NEEDED:

Number of Gala tickets: _____ @ \$100 ea. totaling \$ _____

I am unable to attend this year's Gala, please accept my donation: \$ _____

EVENT ATTENDEES:

To direct your contribution, please designate below:

___Streams ___Baker ___Eisenhower ___Boyce ___Fort Couch ___High School ___District

SIGN UP OPTIONS: Mail form to CFUSC or e-mail form to sgorgonio@uscscd.k12.pa.us

PAYMENT OPTIONS: Mail payment made to CFUSC or make payment on-line at <http://www.cfusc.org/>

The Community Foundation of Upper St. Clair
2585 Washington Road, Suite 131
Upper St. Clair, PA 15241
Tax ID # 25-1699881

For information on sponsorship opportunities, please contact Sheila Gorgonio,
USCSD Director of Advancement, at 412-833-1600 ext. 2826 or sgorgonio@uscscd.k12.pa.us